

# Get Started

## 1 Choose the nearest age

Choose the checklist that matches your child's age. If your child falls between two ages, use the earlier age (if child is 4½ years old, use the 4 year checklist).

## 2 Answer the questions

Answer the questions to the best of your ability. If you are not sure, try the question with your child. Any examples are only suggestions. You may use similar examples from your family experience.

Language and communication items can be asked in the child's first language. Items marked with \*\* may not be common to all cultures.

## 3 Follow-up with a professional

If you answer "no" to any question or have any concerns about your child's development, follow-up with a health care and/or child care professional.



# When you're done

Follow the parenting tips beside the checklist to help your child grow. These tips may be a bit more challenging than the checklist. If you have questions, contact a professional. The tips are organized into the following developmental areas:

♥ Emotional

✋ Fine Motor

👤 Gross Motor

👥 Social

🛠 Self-Help

💬 Communication

🧠 Learning & Thinking

LIMITATION OF LIABILITY NDDS® has created and provides the Checklists to assist parents, health care and child care professionals (users) with a convenient and easy to use method of recording the development and progress of infants and children within certain age groupings. The Checklists are not meant to be a substitute for the advice and/or treatment of health care and child care professionals trained to properly and professionally assess the development and progress of infants and children. Although the Checklists may help users to determine when they need to seek out the advice and/or treatment of health care and child care professionals, users must still consult with competent health care and child care professionals for advice and/or treatment respecting specific children and their particular needs. Users should bear in mind the following when using the Checklists: (i) The needs of each infant/child are unique. Each infant/child will develop differently and as such, any perceived limitations in development must be reviewed by a health care and/or child care professional to be properly assessed; (ii) While every effort has been made to make the Checklists as culturally, economically and geographically neutral as possible, it must be understood by users that they may still reflect some cultural, economic or geographic prejudices. As such, these prejudices may affect a specific infant's/child's results in a Checklist without actually reflecting a developmental limitation. Again, users should contact a health care and/or child care professional to review the needs of an individual infant/child; (iii) The Checklists cannot contain every possible indicator of developmental limitations or goals to be met. As such, the Checklists are not designed for and should not be used to diagnose or treat perceived developmental limitations or other health needs. NDDS® makes no representation or warranties, express or implied. This includes, but is not limited to, any implied warranty or merchantability of fitness for a particular use or purpose, and specifically disclaims any such warranties and representations. NDDS® expressly disclaims any liability for loss, injury or damages incurred or occasioned as a consequence, directly or indirectly, of the use of the Checklists. The Checklists are sold with the understanding that NDDS® is not engaged in rendering health care, child care, medical or other professional services. NDDS® PRODUCT LICENSE® The Checklists are the copyright of NDDS Intellectual Property Association and are subject to copyright and other intellectual property laws. By purchasing the Checklists, the user agrees to be bound by the terms of the following limited license. (i) Each page of the Checklist shall only be used in relation to an individual infant/child; (ii) When a Checklist page has been used for an individual infant the completed Checklist page may be copied for archival purposes only, or in order to provide a copy to a health care and child care professional in order to assist in the advice or treatment given by the recipient professional for the individual infant/child; (iii) Except as provided in (ii) above, the user shall not copy, modify or remove any of the trademarks, trade names or copyright notices of Nipissing® from the Checklists, either in whole or in part; (iv) The user does not acquire any proprietary or other interest in the Checklists. © The Nipissing and NDDS are trademarks of NDDS Intellectual Property Association, used under license. All rights reserved. NDDS © 2018 NDDS Intellectual Property Association. All rights reserved.



# looksee

checklist<sup>®</sup> by ndds

A checklist to monitor your child's development from 1 month to 6 years of age with tips to help them grow.

# By six years of age, does your child:

Y N

- 1 Understand some words about time and order?  
*morning, afternoon, yesterday, next, last\**
- 2 Identify sounds at the beginning of some words?  
*"what sound does pop start with?, puh"*
- 3 Correctly say almost all of the sounds in words?
- 4 Speak clearly enough to be understood by everyone?
- 5 Recognize some familiar written words? *own name, some store signs\**
- 6 Tell about own experiences and ask about yours?
- 7 Skip across a room?
- 8 Walk on a beam without falling? *curb\**
- 9 Catch a small ball?
- 10 Hop on one foot for 3 metres (10 feet)?
- 11 Copy shapes? *circle, square, triangle\**
- 12 Cut out simple shapes following an outline? *circle, square\**
- 13 Know right from left on own body?
- 14 Pay attention and follow instructions in a group?
- 15 Play cooperatively with 2–3 children for 20 minutes?
- 16 Complete washroom routines without help?\*
- 17 Apologize for actions he/she didn't mean to do?\*
- 18 Listen while others are speaking?
- 19 Show an understanding of right and wrong?
- 20 Help others?
- 21 Explain rules of a game or activity to others?


\* Examples are only suggestions.  
Use similar examples from your family experience.

\*\* Item may not be common to all cultures.


# Try these tips to help your child grow:

I may be afraid of the dark, thunderstorms, animals, and monsters. Books about my fears will help me feel better. Listen to me and I'll feel safe.


I learn best by example. Teach me the difference between right and wrong.

You can help me to learn some things I can say to myself when I need to calm down or work through a task. 

Help me understand about time (morning, afternoon, yesterday, next, and last). Use a calendar to talk about the days, months, and seasons. We can plan holidays and activities together.

Watch TV shows and movies with me. I have many questions and you have the best answers. 


I enjoy making gifts and cards for special people. Pull out my craft box so I can practise all the skills I'm learning at school.


I love keeping a journal. I can draw pictures and write simple sentences about the pictures. I still need help printing the words. 


I am ready for longer stories now so read chapter books to me. I look forward to hearing what happens next.


We can play a memory game with letters, numbers, and words. Write numbers, letters, or words on cards. Let me see them. Then turn them over and see if I can match them.

I am learning to read at school. Let me show you how I can read simple stories.

You should talk to my teacher about what I am doing at school. 

Let's have family fun time where I can practise new sports such as bowling, basketball, skating, bicycling, rollerblading, skiing, baseball, soccer, or swimming. Make sure I am safe when trying these activities. 

It's okay to be angry but it's not okay to hurt myself, hurt others, or break things. I can use my words. 

I am ready to explore my neighbourhood. When I show you that I know the safety rules, I can walk or ride my bicycle to explore with you. 

Please treat me with respect. I have a right to say "No" to my friends and adults when I feel uncomfortable.

All children my age should have a vision, hearing, and dental checkup. Ask our family doctor or public health unit where these services are available in our community.



**looksee**  
checklist® ndds

Child's Name: \_\_\_\_\_

Birthdate: \_\_\_\_\_

Today's Date: \_\_\_\_\_

Always talk to your healthcare or childcare professional if you have any questions about your child's development or well being. See reverse for instructions, limitation of liability, and product license. NDDoS © 2018. NDDoS Intellectual Property Association. All rights reserved.

